

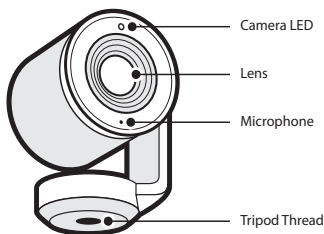
Thank You for Purchasing STREAMING WEBCAM

TCW100KU-ML

User Manual



Getting to know your STREAMING WEBCAM W100

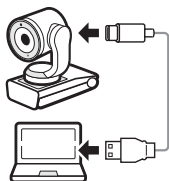


Getting Started



1

Install W100 to the included display mount or tripod (not included).



2

Plug the included USB cable into your computer and connect the other end to the back of W100.



3

Place W100 on top of the display and tilt the camera to right position.



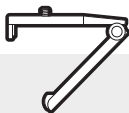
4

Select W100 as the default camera and microphone source on your computer.

What's in the Box



Streaming Webcam
W100



Display Mount

Warranty Card



USB Cable(2m)

User Guide

FCC Statement

Warning: Changes or modifications to this unit not expressly approved by the party responsible for compliance could void the user's authority to operate the equipment.

NOTE: This equipemnt has been tested and found to comply with the limits for a Class B digital device, pursuant to Part 15 of the FCC Rules. These limits are designed to provide reasonable protection against harmful interference in a residential installation. This equipment generates, uses and can radiate radio frequency energy and, if not installed and used in accordance with the instructions, may cause harmful interference to radio communications.

However, there is no guarantee that interference will not occur in a particular installation. If this equipment does cause harmful interference to radio or television reception, which can be determined by turning the equipment off and on, the user is encouraged to try to correct the interference by one or more of the following measures:

- Reorient or relocate the receiving antenna.
- Increase the separation between the equipment and receiver.
- Connect the equipment into an outlet on a circuit different from that to which the receiver is connected.
- Consult the dealer or an experienced radio/TV technician for help.

This device complies with Part 15 of the FCC Rules. Operation is subject to the following two conditions:

- (1) This device may not cause interference.*
- (2) This device must accept any interference received, including intereference that may cause undesired operation.*

ISED Regulatory Compliance

This device contains licence-exempt transmitter(s)/receiver(s) that comply with Innovation, Science and Economic Development Canada's licence-exempt RSS(s). Operation is subject to the following two conditions:

1. This device may not cause interference.
2. This device must accept any interference, including interference that may cause undesired operation of the device.

L'émetteur/récepteur exempt de licence contenu dans le présent appareil est conforme aux CNR d'Innovation, Sciences et Développement économique Canada applicables aux appareils radio exempts de licence.

L'exploitation est autorisée aux deux conditions suivantes :

1. *L'appareil ne doit pas produire de brouillage;*
2. *L'appareil doit accepter tout brouillage radioélectrique subi, même si le brouillage est susceptible d'en compromettre le fonctionnement.*

RF Exposure Compliance

This equipment complies with FCC/IC radiation exposure limits set forth for an uncontrolled environment. This equipment should be installed and operated with minimum distance 20cm between the radiator and your body.

Cet équipement est conforme aux limites d'exposition aux radiations FCC/IC établies pour un environnement non contrôlé.

Cet équipement doit être installé et utilisé avec une distance minimale de 20 cm entre le radiateur et votre corps.

EU Compliance

VuPoint (Europe) Company Limited confirms that this product meets market requirements.

Full declaration text available at: www.toucanosolution.co.uk/pages/certificates



Manufacturer:

VuPoint Solutions, Inc. (USA):

710 Nogales Street, City of Industry, CA 91748, US

VuPoint (Europe) Company Limited:

1 Devon Way, Longbridge Technology Park,
Longbridge, Birmingham B31 2TS, UK

EU Authorised Representative:

CERTLabel UG (haftungsbeschränkt)

Wichertstraße 16/17, 10439 Berlin, DEUTSCHLAND

For additional info, visit our website at www.toucanosolution.co.uk

W100

©2022 VUPOINT SOLUTIONS, INC. All Rights Reserved.

The Toucan logo and Toucan are trademarks or registered trademarks of VuPoint Solutions Inc. in the United States and other countries. All trademarks remain the property of their respective holders, and are used only to describe the products or services being provided. These trademark holders are not affiliated with VuPoint Solutions, Inc. They do not sponsor or endorse VuPoint Solutions, Inc's products or services.

please retain for future reference